



VHF AND UHF TRANSCEIVERS

**IC-F5012**

VHF transceiver

**IC-F6012**

UHF transceiver



Limited functions.

## Simple operation, versatile functions & rugged construction for your day-to-day communication needs

### Simple operation for instant communication

The IC-F5012 series has 8 channels. The P0-P3 programmable buttons allows you to customise the radio to suit your needs and convenience.

### Most popular signalings built-in

Use the built-in 2-Tone, 5-Tone, MDC 1200, CTCSS and DTCS capabilities as standard to set up your own talk groups and quiet stand-by when others are talking.

### Multiple 2-Tone, multiple 5-Tone

Up to ten 2-Tone or eight 5-Tone codes can be decoded on a channel. Features such as stun, kill, revive, answer back, auto TX, scan, audio output are programmable to respond to each tone.

### MDC 1200 compatible

The IC-F5012 series has a built-in MDC 1200 for transmitting a PTT ID and emergency\* signal and for receiving radio check, stun and revive. Assimilate the radio easily into existing MDC 1200 systems. (\* No ACK transmission)

### Enhanced scan features

The priority scan function allows you to monitor one or two priority channels while scanning other non-priority channels. The Tx channel and talk back functions allow you to make a quick response while scanning.

### Remote channel control with optional ACC cable

The optional ACC cable allows you to connect with various external devices to control audio output, modulated signal input, remote channel control, horn honk and many more functions. OPC-1939 is a D-SUB 15-pin type and OPC-2078 is a D-SUB 25-pin type.



Photo includes optional OPC-2078.

### Built military rugged

The IC-F5012 series is tested to MIL-STD 810 F specifications. The radio is built to survive harsh environment and keep working.

### Other features

- 4W (typ.) front mounted speaker
- Wide frequency coverage (136–174 and 400–470MHz)
- Wide/middle/narrow channel spacing (25, 20, 12.5kHz)
- Microphone hanger action programmable
- Optional DTMF microphone (HM-152T/HM-148T)
- Optional voice scrambler unit, UT-109R or UT-110R
- DTMF autodial and optional DTMF decoder, UT-108R
- PC programmable
  - Talk around function
- Power-on password function
  - Nuisance delete function
- Time-out-timer, lock-out penalty timer

## SPECIFICATIONS

	IC-F5012	IC-F6012
<b>GENERAL</b>		
Frequency coverage	136-174MHz	400-470MHz
Number of channels	8 channels	
Type of emission	16K0F3E, 14K0F3E, 8K50F3E	
Channel spacing	25/20/12.5kHz	
PLL channel step	2.5/3.125kHz	
Power supply requirement	13.2V DC	
Current drain (approx.)		
Tx	25W	
Rx	Max. audio	
Standby	5A	
	700mA	
	250mA	
Antenna impedance	50Ω (SO-239)	
Operating temperature range	-25°C to +55°C	
Dimensions (W×H×D) (Projections not included)	150×40×117.5mm	
Weight (approx.)	0.8kg	
<b>TRANSMITTER</b>		
Output power (Hi, L2, L1) (at 13.2V DC)	25W, 10W, 2.5W	
Max. frequency deviation	±5.0kHz/±4.0kHz/±2.5kHz (W/M/N)	
Frequency stability	±2.5ppm	
Spurious emissions	0.25μV (≤1GHz) 1.0μV (>1GHz)	
Residual modulation	55/53/50dB typ. (W/M/N)	
Audio harmonic distortion	3% typ. (AF 1kHz 40% deviation)	
Ext. microphone impedance	600Ω (8-pin modular)	

Measurements made in accordance with EN 300-086.  
All stated specifications are subject to change without notice or obligation.

	IC-F5012	IC-F6012
<b>RECEIVER</b>		
Sensitivity (at 20dB SINAD)	-4dBμV typ. emf	
Adjacent channel selectivity	75/75/65dB typ. (W/M/N)	
Spurious response rejection	70dB min.	
Intermodulation rejection	67dB typ.	
Hum and noise	55/53/50dB typ. (W/M/N)	
Audio output power (at 5% distortion, 4Ω load)	4W typ.	
Ext. speaker connector	2-conductor 3.5 (d) mm (1/8")/4Ω	

All stated specifications are subject to change without notice or obligation.

### Applicable U.S. Military Specifications

Standard	MIL 810F	
	Method	Procedure
Low Pressure	500.4	I, II
High Temperature	501.4	I, II
Low Temperature	502.4	I, II
Temperature Shock	503.4	I
Solar Radiation	505.4	I
Humidity	507.4	-
Settling Dust	510.4	III
Vibration	514.5	I
Shock	516.5	I, IV

Also meets equivalent MIL-STD-810-C, -D and -E.


### Supplied Accessories

- Hand microphone (HM-152)
- DC power cable
- Microphone hanger
- Key assign stickers
- Mounting bracket kit

## OPTIONS

Some options may not be available in some countries. Please ask your dealer for details.

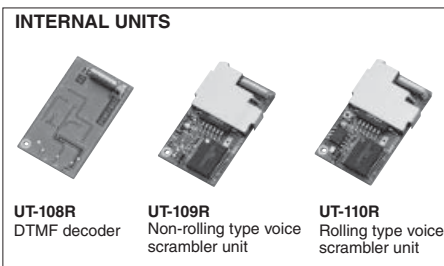
### HAND MICROPHONES



### DESKTOP MICROPHONE




### INTERNAL UNITS



### EXTERNAL SPEAKERS



### ACC CABLES



Icom, Icom Inc. and the Icom logo are registered trademarks of Icom Incorporated (Japan) in the United States, the United Kingdom, Germany, France, Spain, Russia, Japan and/or other countries. All trademarks are the properties of their respective holders.

Icom Inc. 1-1-32, Kami-minami, Hirano-ku, Osaka 547-0003, Japan Phone: +81 (06) 6793 5302 Fax: +81 (06) 6793 0013

[www.icom.co.jp/world](http://www.icom.co.jp/world)

**Count on us!**

Les spécifications et informations données dans ce document peuvent être modifiées sans préavis. La configuration du poste peut varier suivant les versions.

## Icom France s.a.s.

Zac de la Plaine - 1, Rue Brindejonc des Moulinais  
BP 45804 - 31505 TOULOUSE CEDEX 5  
Tél : +33 (0)5 61 36 03 03 - Fax : +33 (0)5 61 36 03 00  
WEB ICOM : <http://www.icom-france.com>  
E-mail : [icom@icom-france.com](mailto:icom@icom-france.com)



FOUNDING MEMBER OF



CACHET DISTRIBUTEUR

