



VHF AND UHF DIGITAL/ANALOGUE TRANSCEIVERS

**IC-F3262DT**

VHF transceiver with full keypad

**IC-F4262DT**

UHF transceiver with full keypad

**IC-F3262DS**

VHF transceiver with simple keypad

**IC-F4262DS**

UHF transceiver with simple keypad

# **Advanced IDAS™ Digital Handheld with Built-in GPS and Waterproof Protection**

**IDAS™**  
ICOM DIGITAL ADVANCED SYSTEM

**Built-in GPS Receiver\***

**Man Down\* and  
Lone Worker Functions**

**IP67 Waterproof and  
Dust-tight Protection**

**800mW Audio Output Power**

**IDAS™ dPMR™ Features\***

**512 Memory Channels  
with 128 Zones**

(\* Depending on version)



# IDAS™ – Versatile Digital Radio Solutions for your Business

## IP67 Waterproof & Dustproof Protection



The IC-F3262D series provides protection against dust and water that is equivalent to IP67. The radio can withstand 1m depth of water for 30 minutes.

## Man Down and Lone Worker Functions for Emergency Call

The man down function\* automatically sends an emergency signal when the transceiver is left in a horizontal position. The lone worker function also can transmit an emergency signal when the radio is not operated for a preset period. These emergency signals can be sent with GPS position data\* to alert your co-workers or dispatch of any potential trouble.

\* Depending on version.

## 800mW (typ.) Audio Output Power



The built-in BTL amplifier doubles the audio output power and the large 40mm speaker delivers loud 800mW (typ.) audio to receive all calls

under noisy environments.



IC-F3262DT  
(Full keypad)

IC-F4262DS  
(Simple keypad)

## dPMR™ Features

The IC-F3262D series\* meets dPMR standards (TS 102 658) and provides dPMR Tier 2 Mode 1/2/3 operation. The following dPMR features are programmable.

- Individual/group call
- All group call
- Emergency
- Call log
- Status message
- SDM (Short Data Message)
- GPS
- Stun, kill and revive
- Digital voice scrambler
- Transparent data mode

\* dPMR version only.

## Call Setup and Clear Down

The "Call setup and clear down" which is used in 5-Tone or BIIS signaling in analogue radios is implemented in the dPMR system. The IC-F3262D series confirms availability of the destination radio before you talk. 5-Tone or BIIS users can introduce dPMR without hesitation and avoid a new learning curve with these radios.

## Transparent Data Modem Function

When IC-F3262D series is connected to a PC or other external equipment, the transparent data modem function allows communication in a 6.25kHz channel. It can be used for remote telemetry system control or data applications.

## Built-in Voice Scrambler

The built-in inversion voice scrambler\* provides secure conversation in analogue mode. When using IDAS digital mode, the digital voice scrambler provides a 15-bit key (about 32,000 codes) as standard.

\* Inversion voice scrambler is not compatible with UT-109R/UT-110R voice scrambler.

## Status Messages

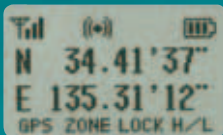
The IC-F3262D series has 32 programmable status messages. The status messages can be used as special functions to control the radio such as ambience listening (Auto TX), radio stun/kill /revive and GPS position reporting/request.





### Built-in GPS Receiver\*

Your current position data can be attached to a voice or data (SDM, status or emergency signal) transmission and can be sent to dispatch stations\*.



Showing own position information.

\* Depending on version. \* To graphically show the received position data, an external PC application is required.

### 14-pin Accessory Connector

The new 14-pin accessory connector enhances audio output capabilities with the built-in BTL amplifier. The optional HM-184 speaker-microphone has a 1000mW (typ.) audio output for loud and clear communications.



### Large Full Dot-Matrix LCD

Using a large full dot-matrix LCD (32 x 18 mm), the IC-F3262D series shows two lines of easy-to-read text messages. The bottom row shows assigned functions to the [P0] to [P3] buttons.

### Long Lasting Battery Life

GPS type	Operating Time
Built-in GPS type	10.5 hours (approx.)
Non GPS type	12 hours (approx.)

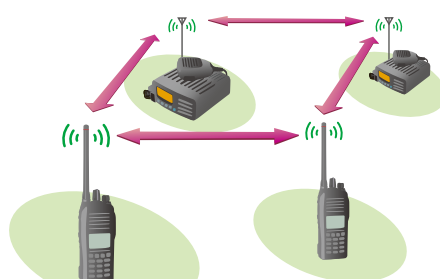
\* Digital mode typical operation in 5:5:90 duty cycle, power save on.

### Other Features

- 512 memory channels with 128 zones
  - 5W output power both in VHF and UHF
  - Built-in 2-Tone, 5-Tone and BIIS 1200\*
  - CTCSS/DTCS encoder/decoder\*
  - MIL-STD 810 G rugged construction
  - 8 DTMF autodial memories
  - Tactical group function
  - Busy channel lockout, repeater lockout
  - Voting scan\*      • Power on password
  - Time-out timer      • Talk around function
  - Low battery alert      • Escalating alarm
  - Surveillance function
- (\* = Analogue mode only)

## IDAS™ expands coverage and capacity

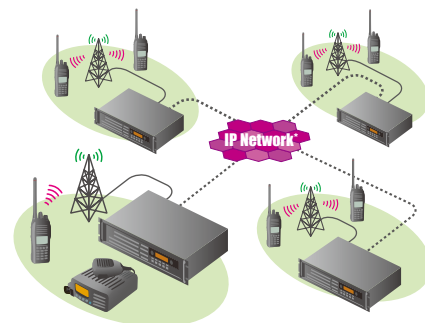
### Mode 1 Direct Peer-to-Peer Mode



IC-F3262D

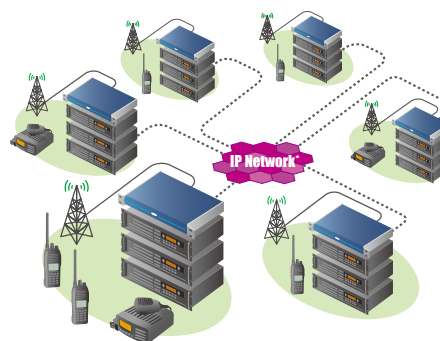
- 6.25kHz digital migration
- Digital/analogue mixed mode operation

### Mode 2 Conventional Repeater Mode



- Up to 16 IDAS repeater sites connection over an IP network.

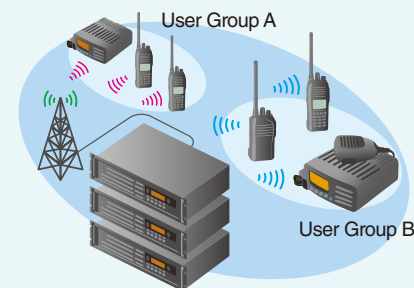
### Mode 3 Digital Trunking



- Unique migration solution from MPT to dPMR
- Up to 1,000 sites and 500,000 subscribers
- Web based system administration
- Scalability to nationwide networks\*
- Web based AVL and Dispatcher\*
- POTS / SIP phone connectivity\*

\* These services will be released throughout 2012.

### NXDN™ Simple Trunking



- NXDN Type-D distributed channel trunking system which does not use a dedicated control channel
- Up to 30 channels per site
- Up to 2,000 individual IDs and up to 2,000 group IDs (in single site system)

\* NXDN version radios and repeater system required.

All advantages shown represent possible system configurations. Ask your Icom dealer to configure an IDAS system that works best for you.

\*Note: Private IP Network or VPN tunnels through the Internet with static endpoints.

VHF DIGITAL/ANALOGUE TRANSCEIVERS  
**IC-F3262DT**  
**IC-F3262DS**

UHF DIGITAL/ANALOGUE TRANSCEIVERS  
**IC-F4262DT**  
**IC-F4262DS**

## SPECIFICATIONS

	IC-F3262DT/DS	IC-F4262DT/DS
<b>GENERAL</b>		
Frequency coverage	136–174MHz	400–470MHz
Number of channels	512 channels/128 zones	
Type of emission	16K0F3E/14K0F3E/8K50F3E/4K00F1E/F1D	
Channel spacing	25/20/12.5/6.25kHz	
Power supply requirement	7.5V DC nominal	
Current drain (approx.)		
Tx High (at 5W)	1.7A	1.8A
Rx Rated output/Standby	550mA/160mA	550mA/160mA
Antenna impedance	50Ω	
Operating temperature range	–25°C to +55°C (Radio specifications)	
Dimensions (W×H×D)	53.5×142.7×39.5 mm (With BP-232WP)	
Weight (approx.)	410g (with BP-232WP, MB-94R & FA-SC55V)	400g (with BP-232WP, MB-94R & FA-SC57U)
<b>TRANSMITTER</b>		
Output power (at 7.5V DC)	5W, 2W, 1W (Hi, L2, L1)	
Max. frequency deviation	±5.0/±4.0/±2.5kHz (Wide, middle, narrow)	
Frequency stability	±1.0ppm	
Spurious emissions	0.25μW (≤1GHz), 1.0μW (>1GHz)	
Residual modulation	48/47/42dB typ. (Wide, middle, narrow)	
Audio harmonic distortion	1.5% typ. (AF 1kHz 40% deviation)	
FSK error	2.0% typ.	
Ext. microphone connector	14-pin multi-connector/2.2kΩ	
<b>RECEIVER</b>		
Sensitivity (Analogue) (Digital)	–4dBμV emf typ. (at 20dB SINAD) –8dBμV emf typ. (at 5% BER)	
Adjacent channel selectivity	78/78/68/60dB typ. (Wide, middle, narrow, digital)	
Spurious response rejection	76dB typ.	
Intermodulation	67dB typ. (Wide, narrow) 73dBμ emf typ. (Digital)	
Hum and noise	55/54/50dB typ. (Wide, middle, narrow)	
Audio output power (at 5% distortion)	800mW typ. (Internal SP, 12Ω load) 1000mW typ. (External SP, 8Ω load)	
Ext. speaker connector	14-pin multi-connector/8Ω	
<b>GPS</b> (Depending on version)		
Receiver channels	12 channels	
Time to first fix (cold start)	36 seconds typ. (at open sky)	
Horizontal accuracy	5m (at open sky)	

Measurements made in accordance with EN 300 086 and EN 301 166.  
All stated specifications are subject to change without notice or obligation.

### Applicable U.S. Military Specifications & IP Rating

Standard	MIL 810G	
	Method	Procedure
Low Pressure	500.5	I, II
High Temperature	501.5	I, II
Low Temperature	502.5	I, II
Temperature Shock	503.5	I-C
Solar Radiation	505.5	I
Rain Blowing/Drip	506.5	I, III
Humidity	507.5	II
Salt Fog	509.5	–
Dust Blowing	510.5	I
Immersion	512.5	I
Vibration	514.6	I
Shock	516.6	I, IV

Also meets equivalent MIL-STD-810-C, -D -E and -F.

Ingress Protection Standard (IC-F3262D/F4262D, BP-232WP and HM-184)	
Dust & Water	IP67 (Dust-tight and waterproof protection)
<b>Supplied accessories:</b> (May differ according to version)	
• Battery pack, BP-232WP	• Belt clip, MB-94R
	• Antenna

## OPTIONS

Some options may not be available in some countries. Please ask your dealer for details.

### BATTERY PACK AND CASES



**BP-232WP** Li-Ion, 2250mAh (min.), 2300mAh (typ.)

**BP-240** 6 × LR03 (AAA) cells

**BP-261** 6 × LR6 (AA) cells

### REGULAR CHARGER



**BC-147S<sup>\*1</sup>**

**BC-171**

**BC-160**

Charges the BP-232WP in 8–10 hours (approx.).

### RAPID CHARGER



**BC-145S<sup>\*1</sup>**

**BC-119N**

Charges the BP-232WP in 3 hours (approx.).

### MULTI-CHARGER<sup>\*2</sup>



**BC-197**

### VEHICLE CHARGER BRACKET



**MB-130**

For use with BC-160

### CIGARETTE LIGHTER CABLE & POWER SUPPLY CABLES



**CP-23L** For use with BC-119N and BC-160

**OPC-515L** For use with BC-119N

**OPC-656** For use with BC-197 and BC-121N

### SPEAKER-MICROPHONE



**HM-184**

### ACC ADAPTOR



**AD-118** For use with Hirose Plug Accessory

### BELT CLIPS



**MB-93** Swivel type

**MB-94R** Alligator type

### LEATHER BELT HANGERS



**MB-96N**

**MB-96F**

### CHARGER ADAPTOR

**AD-122** for use with BC-197

AD-122 charger adaptor is supplied with the BC-197, depending on version.

### STUBBY ANTENNAS

- FA-SC55VS: 150–162MHz
- FA-SC57VS: 160–174MHz
- FA-SC73US: 450–490MHz

### CUT ANTENNAS

- FA-SC61VC: 136–174MHz
- FA-SC61UC: 380–520MHz

### HIGH GAIN ANTENNAS

- FA-SC62V: 150–160MHz
- FA-SC63V: 155–165MHz

### ANTENNAS

- FA-SC25V: 136–150MHz
- FA-SC55V: 150–174MHz
- FA-SC25U: 400–430MHz
- FA-SC57U: 430–470MHz

### VERSION COMPARISON

	IC-F3262DT/DS, F4262DT/DS (IDAS dPMR version)	IC-F3262DT/DS F4262DT/DS (IDAS NXDN version)
IDAS dPMR	Mode 1/2 ✓ Mode 3 ✓	–
IDAS NXDN	Conventional ✓ Type D trunking –	✓ ✓
Voice scrambler	Digital ✓ Analogue (Inversion) ✓	✓ ✓
GPS	✓ (Depending on version)	✓ (Depending on version)
Man Down Function	✓ (Depending on version)	✓ (Depending on version)
Lone Worker Function	✓	✓
CTCSS, DTCS*	✓	✓
5-Tone, 2-Tone*	✓	✓
DTMF autodial/decoder	✓	✓
BIIS 1200*	✓	✓
MDC 1200*	–	✓
LTR™ trunking*	–	✓

\* Analogue mode.

Icom, Icom Inc. and the Icom logo are registered trademarks of Icom Incorporated (Japan) in the United States, the United Kingdom, Germany, France, Spain, Russia, Japan and/or other countries. IDAS and IDAS logo are trademarks of Icom Incorporated. dPMR and the dPMR logo are trademarks of the dPMR MoU Association. NXDN is a trademark of Icom Incorporated and JVC KENWOOD Corporation. LTR is a trademark of E.F. Johnson Technologies Inc. All other trademarks are the properties of their respective holders.

**Icom Inc.** 1-1-32, Kami-minami, Hirano-ku, Osaka 547-0003, Japan Phone: +81 (06) 6793 5302 Fax: +81 (06) 6793 0013 [www.icom.co.jp/world](http://www.icom.co.jp/world) **Count on us!**

Les spécifications et informations données dans ce document peuvent être modifiées sans préavis. La configuration du poste peut varier suivant les versions.

## Icom France s.a.s.

Zac de la Plaine - 1, Rue Brindejonc des Moulinais  
BP 45804 - 31505 TOULOUSE CEDEX 5  
Tél : +33 (0)5 61 36 03 03 - Fax : +33 (0)5 61 36 03 00  
WEB ICOM : <http://www.icom-france.com>  
E-mail : [icom@icom-france.com](mailto:icom@icom-france.com)



FOUNDING MEMBER OF  
IQNet

CACHET DISTRIBUTEUR

